

Hijri Month Headers

Headers are to be printed on cardstock and laminated. Add a piece of Velcro to the back and change as needed. Use with IBB's Hijri wall calendar or use your own.

You can also use the Hijri month headers for a word wall to teach your students the Hijri Months!

The image displays a set of Hijri month headers and a calendar grid. The headers are rectangular cards with decorative borders, each featuring the month name in Arabic and English, along with a small illustration. The calendar grid is a 7x7 table with a header row for the days of the week in Arabic and English. The month being displayed is Muharram.

مُحَرَّم Muharram						
Sunday	Monday	Tuesday	Wednesday	Thursday	Friday	Saturday
الأحد	الاثنين	الثلاثاء	الأربعاء	الخميس	الجمعة	السبت
Al-Ahad	Al-Ithnain	Al-Thalathah	Al-Arba'as	Al-Khamis	Al-Jum'ah	As-Sabt


محرم

MUHARRAM




صفر

SAFAR



ربيع الأول

Rabee' AL AWwal





رَبِيعِ الثَّانِي

Rabee' Ath Thaaní

جُمَادَى الْأَوَّل

Jumaada Al Awwal



جُمَادَى الثَّالِثَى

Jumaada Ath Thaaní



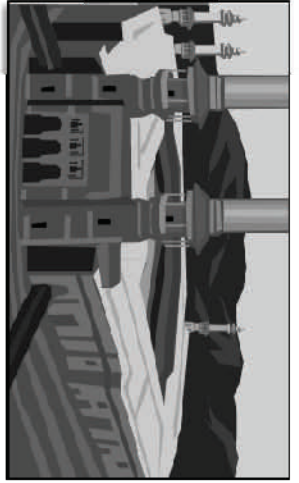
RAMADAN

رَمَضَانَ



RAJAB

رَجَب



SHA'BAN

شَبَّانَ






شَوَّال

SHAWWAAL

عِيَادَتُنَا بِكَ
مُبَارَكٌ

ذُو الْقَعْدَةِ

DHUL QA'DAN



ذُو الْحِجَّةِ

DHUL HIJJAN

