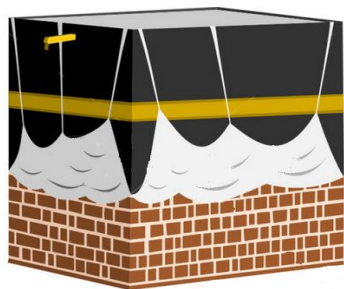


TAWAF




IHRAM




KABAHA

RAMY




MINA

JAMARAT



ZAM-
ZAM




ARAFAT

MUZDALIFAH



SA'EE





SAFA

MARWA



WUQUF



DHABH

TAQSIR



The word strips can be used in many different ways. Below are two suggestions, but feel free to use how you like.

- Teaching terms on Hajj
- Writing prompts

Place words near your bulletin board. Each day teach your child as many as you feel they can remember.

Have your child write a sentence or a small paragraph involving the words he/she has learned.

KEY

Tawaf– circling the kabah

Ihram– White Garment worn by the Pilgrims during Hajj

Kabah– House of Allah

Ramy– stoning ceremony performed during Hajj

Mina– Known as “Tent City” where the Jamarat pillars are located.

Jamarat– Pillars for stoning ceremony during Hajj.

Zam-Zam– Well pilgrims drink from during Hajj

Arafat– known as “Mount of Mercy”

Muzdalifah– The place between Mina and Arafat wher you may collect pebbles for stoning ceremony.

Sa’ee– The passing between the two hillocks

Safa– one of the Hillocks that is used to perform Sa’ee

Marwa– The other Hillock that is used to perform Sa’ee

Wuquf– Standing

Dhabh- The act of slaughtering

Taqsir– shortening or clipping the hair during Hajj

To teach your child more about Hajj in detail and the terms used above please visit:

www.freewebs.com/hajjlessons/hajjrites.htm

©2009

www.islamicbulletinboards.wordpress.com